



# ENGLISH

## Y11 REVISION AND EXAM STRATEGIES

Emma Simpson

Subject Leader English and Media

# THE EXAMS English Language

## Language Paper 1 – 80 marks, 1 hr 45 mins

*Section A:* You will be given an extract from a fiction text (a story), and you must answer 4 questions about it.

Q1 = Listing 4 things you find about a certain topic

Q2 = Language Analysis

Q3 = Structure Analysis

Q4 = Agreeing or disagreeing with a statement and evaluating writer's choices.

*Section B:* Creative Writing

Q5 = You need to choose to either write a description or a story

## Language Paper 2 – 80 marks, 1 hr 45 mins

*Section A:* You will be given 2 extracts from non-fiction texts (from real life), and you must answer 4 questions about them.

Q1 = Choosing 4 true statements

Q2 = Comparing 2 texts on a certain topic

Q3 = Language Analysis

Q4 = Comparing the writers' viewpoints and perspectives and how they convey them.

*Section B:* Transactional Writing

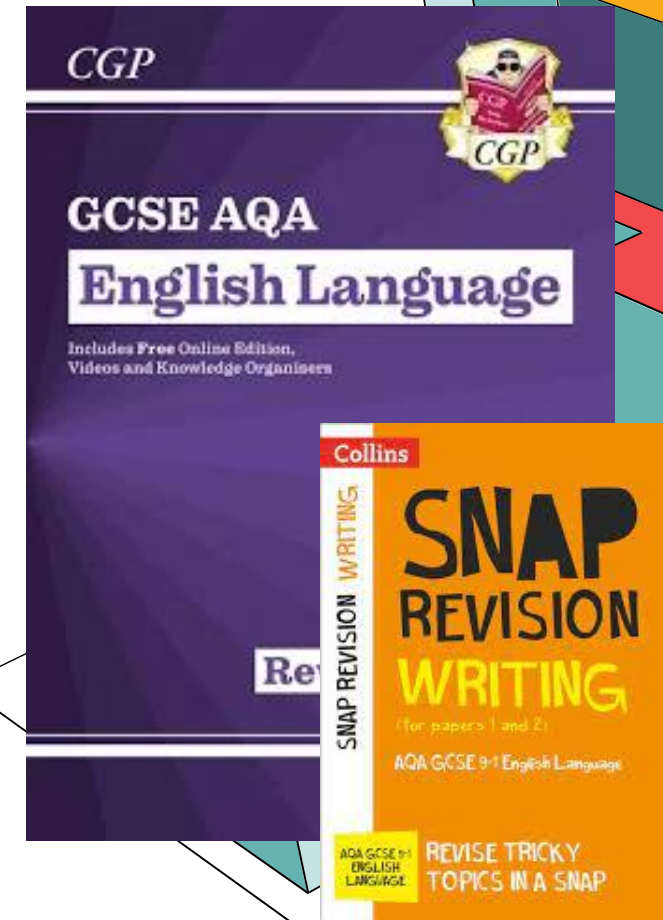
Q5 = You will be given a specific text type to write e.g. article on a certain topic

### Key Facts:

Exam Board: AQA

Course code: 8700

Examinations: Worth 100% of the qualification. You will sit 2 exams, each lasting 1 hr 45 mins.



# THE EXAMS English Literature

## Literature Paper 1 – 64 marks, 1 hr 45 mins

*Section A:* Macbeth – you will be given an extract from *Macbeth* by William Shakespeare and a question topic which you need to write an essay responding to. You are also given up to 4 marks for SPAG. Total marks = 34

*Section B:* A Christmas Carol - you will be given an extract from *A Christmas Carol* by Charles Dickens and a question topic which you need to write an essay responding to. Total marks = 30

## Literature Paper 2 – 96 marks, 2 hrs 15 mins

*Section A:* An Inspector Calls – You are given a choice of 2 questions to write an essay about based on *An Inspector Calls* by JB Priestley. You are also given up to 4 marks for SPAG. Total marks = 34

*Section B:* Anthology Poetry - you need to compare 2 poems from a cluster you will learn in class. Total marks = 30

*Section C:* Unseen Poetry – you will be given 2 poems you have never seen before that you must analyse. Total marks = 32 marks.


### Key Facts:

Exam Board: AQA

Course code: 8702

Examinations: Worth 100% of the qualification. You will sit 2 exams.

The exams are both **closed book**, which means you are not allowed copies of the texts with you in the exams




# BEST CONDITIONS FOR REVISION

- **No distractions** – in a room by themselves, no phones/tv/gaming consoles
- **Not hungry** – after a meal or with snacks
- **Not tired** – in academic mentoring sessions students have been discussing what time of the day/week works best for them personally
- **Not last minute** – this can lead to cramming and them feeling very overwhelmed and stressed.
- **Equipped** – have all your resources ready before you start so you don't need to leave your workspace to get a pen/notes/books etc.



# REVISION STRATEGIES PROVEN TO BE **LESS** EFFECTIVE

- ✗ Reading over notes
- ✗ Copying things out repeatedly
- ✗ Cramming the night before!
- ✗ Not allowing yourself to have any breaks



# REVISION STRATEGIES

## 1. Retrieval Practice

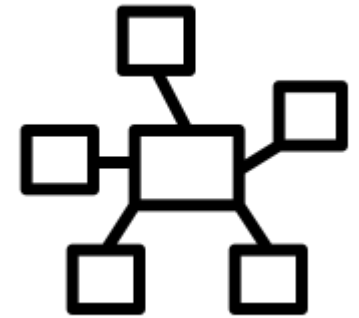
- To be done without notes or other revision materials
- Forcing us to **recall from memory** is a really effective technique
- This is **thinking hard** - it is more challenging than reading notes but also far more effective.
- You will see the gaps in your knowledge and can then target certain areas



Self-quizzing



Flashcards




Mind-maps





## Self-quizzing

1. Read some information
2. Cover it up
3. Try and remember it and write it out/verbalise it to someone studying with you
4. Check if you were right – learn from mistakes



Works really well with knowledge organisers

An Inspector Calls Knowledge Organiser			
Examiner summary	Key features	Relevant notes	Relevant notes
<b>Examiner summary</b> The play is set in 1912, during the Edwardian period. It is a social realist play, written by J.B. Priestley, who was a socialist and a pacifist. The play is set in a single room, the dining room of a middle-class house in Brummingham. The play is a social realist play, written by J.B. Priestley, who was a socialist and a pacifist. The play is set in a single room, the dining room of a middle-class house in Brummingham.	<b>Key features</b> The play is set in 1912, during the Edwardian period. It is a social realist play, written by J.B. Priestley, who was a socialist and a pacifist. The play is set in a single room, the dining room of a middle-class house in Brummingham. The play is a social realist play, written by J.B. Priestley, who was a socialist and a pacifist. The play is set in a single room, the dining room of a middle-class house in Brummingham.	<b>Relevant notes</b> The play is set in 1912, during the Edwardian period. It is a social realist play, written by J.B. Priestley, who was a socialist and a pacifist. The play is set in a single room, the dining room of a middle-class house in Brummingham. The play is a social realist play, written by J.B. Priestley, who was a socialist and a pacifist. The play is set in a single room, the dining room of a middle-class house in Brummingham.	<b>Relevant notes</b> The play is set in 1912, during the Edwardian period. It is a social realist play, written by J.B. Priestley, who was a socialist and a pacifist. The play is set in a single room, the dining room of a middle-class house in Brummingham. The play is a social realist play, written by J.B. Priestley, who was a socialist and a pacifist. The play is set in a single room, the dining room of a middle-class house in Brummingham.
<b>Act 1</b> The play begins with the Inspector's arrival. He is a middle-aged man with a serious expression. He is dressed in a dark suit and a white shirt. He is a middle-aged man with a serious expression. He is dressed in a dark suit and a white shirt.	<b>Act 1</b> The play begins with the Inspector's arrival. He is a middle-aged man with a serious expression. He is dressed in a dark suit and a white shirt. He is a middle-aged man with a serious expression. He is dressed in a dark suit and a white shirt.	<b>Act 1</b> The play begins with the Inspector's arrival. He is a middle-aged man with a serious expression. He is dressed in a dark suit and a white shirt. He is a middle-aged man with a serious expression. He is dressed in a dark suit and a white shirt.	<b>Act 1</b> The play begins with the Inspector's arrival. He is a middle-aged man with a serious expression. He is dressed in a dark suit and a white shirt. He is a middle-aged man with a serious expression. He is dressed in a dark suit and a white shirt.
<b>Act 2</b> The Inspector continues his questioning. He is a middle-aged man with a serious expression. He is dressed in a dark suit and a white shirt. He is a middle-aged man with a serious expression. He is dressed in a dark suit and a white shirt.	<b>Act 2</b> The Inspector continues his questioning. He is a middle-aged man with a serious expression. He is dressed in a dark suit and a white shirt. He is a middle-aged man with a serious expression. He is dressed in a dark suit and a white shirt.	<b>Act 2</b> The Inspector continues his questioning. He is a middle-aged man with a serious expression. He is dressed in a dark suit and a white shirt. He is a middle-aged man with a serious expression. He is dressed in a dark suit and a white shirt.	<b>Act 2</b> The Inspector continues his questioning. He is a middle-aged man with a serious expression. He is dressed in a dark suit and a white shirt. He is a middle-aged man with a serious expression. He is dressed in a dark suit and a white shirt.
<b>Act 3</b> The Inspector continues his questioning. He is a middle-aged man with a serious expression. He is dressed in a dark suit and a white shirt. He is a middle-aged man with a serious expression. He is dressed in a dark suit and a white shirt.	<b>Act 3</b> The Inspector continues his questioning. He is a middle-aged man with a serious expression. He is dressed in a dark suit and a white shirt. He is a middle-aged man with a serious expression. He is dressed in a dark suit and a white shirt.	<b>Act 3</b> The Inspector continues his questioning. He is a middle-aged man with a serious expression. He is dressed in a dark suit and a white shirt. He is a middle-aged man with a serious expression. He is dressed in a dark suit and a white shirt.	<b>Act 3</b> The Inspector continues his questioning. He is a middle-aged man with a serious expression. He is dressed in a dark suit and a white shirt. He is a middle-aged man with a serious expression. He is dressed in a dark suit and a white shirt.
<b>Act 4</b> The Inspector continues his questioning. He is a middle-aged man with a serious expression. He is dressed in a dark suit and a white shirt. He is a middle-aged man with a serious expression. He is dressed in a dark suit and a white shirt.	<b>Act 4</b> The Inspector continues his questioning. He is a middle-aged man with a serious expression. He is dressed in a dark suit and a white shirt. He is a middle-aged man with a serious expression. He is dressed in a dark suit and a white shirt.	<b>Act 4</b> The Inspector continues his questioning. He is a middle-aged man with a serious expression. He is dressed in a dark suit and a white shirt. He is a middle-aged man with a serious expression. He is dressed in a dark suit and a white shirt.	<b>Act 4</b> The Inspector continues his questioning. He is a middle-aged man with a serious expression. He is dressed in a dark suit and a white shirt. He is a middle-aged man with a serious expression. He is dressed in a dark suit and a white shirt.



## Flashcards

One great thing about flashcards is that anyone can help you revise, they don't have to have any knowledge of the topic as the answers are on the back!



Type 1: Terminology. You write the word you're trying to learn the meaning of on one side, and the definition on the other.

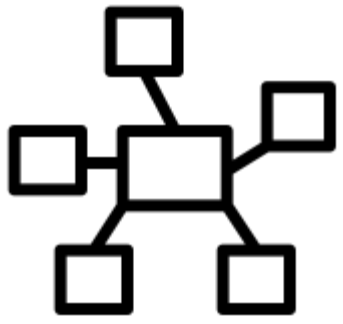
Type 2: Quotation. For English, you might want to test yourself on who said the quote, or what linguistic/ structural device is shown in that quotation.

Type 3: Question and Answer. Ask yourself a question on one side, then give possible answers on the other side.

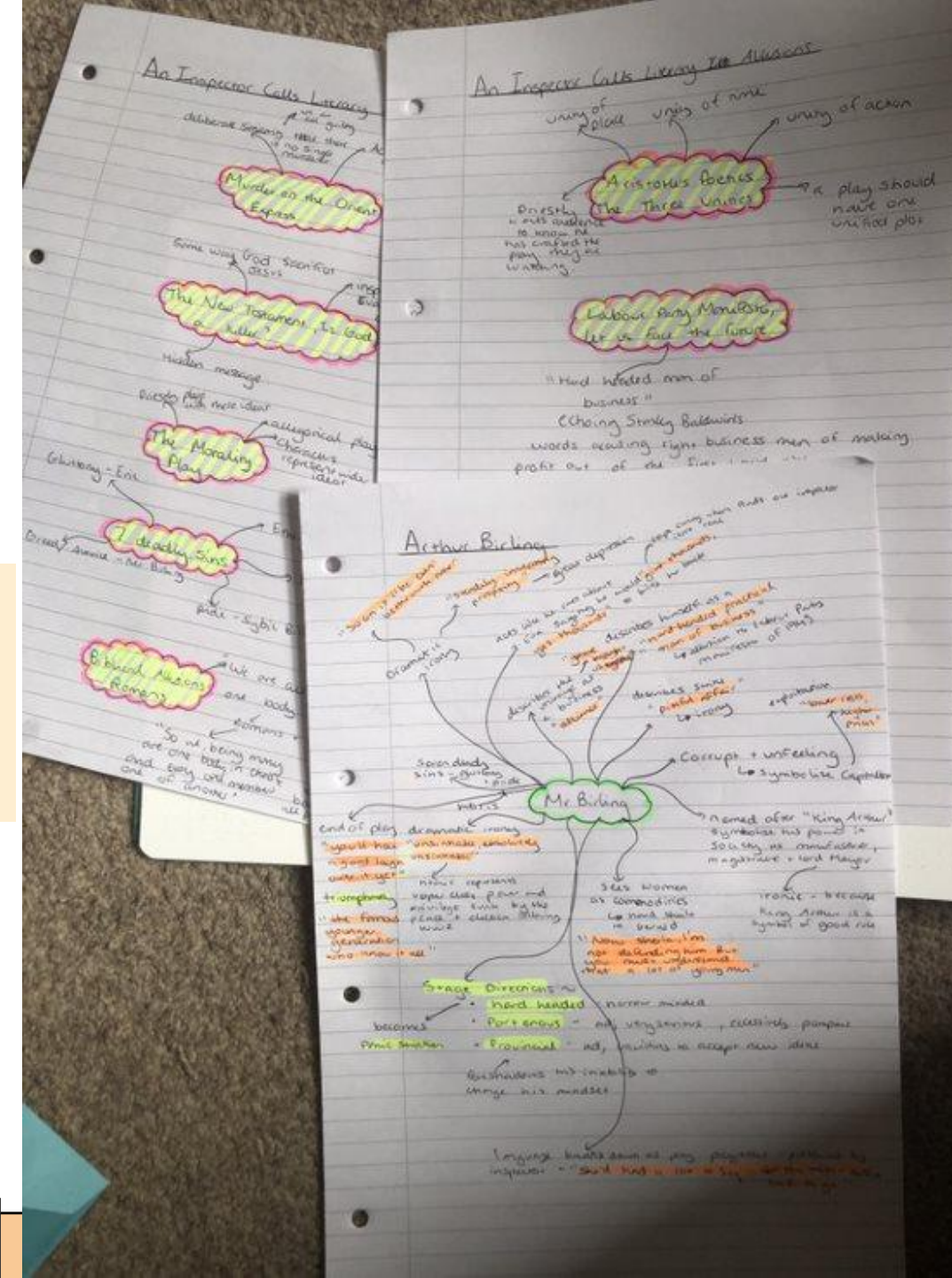
An Inspector Calls	Character	An Inspector Calls	Character
"Nobody wants war, except some half-civilised folks in the Balkans"		"A man has to make his own way- has to look after himself"	
An Inspector Calls	Character	An Inspector Calls	Character
"unsinkable, absolutely unsinkable"		"As if we are all mixed up together like bees in a hive-- community and all that nonsense"	
An Inspector Calls	Character	An Inspector Calls	Character
"I speak as a hard-headed man of business"		"it's exactly the same port your father gets"	

Why is the motif of blood significant in Macbeth?
1. Presence of blood acts as an obvious reminder of injury and death.
2. Reminds characters of the consequences of their actions.
3. Imaginary blood is even more important - blood becomes symbolic of guilt.
4. Eventually, bloody hands motif is linked to escalating madness.





## Mind-maps



Helps your brain to form connections and links between topics, perfect for essays or subjects that require longer answers


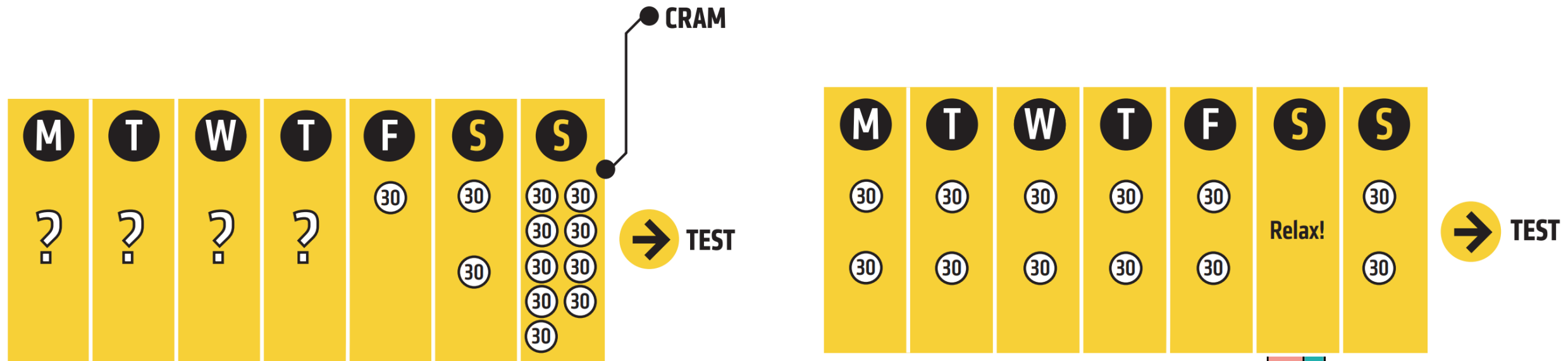
Using bright colours, and a key, can help you remember visuals.

Easy to add to as you revise or learn more

# REVISION STRATEGIES

## 2. Spaced Practice

- It's really important to revise little and often – this ensures knowledge enters your long-term memory.
- Do not cram! This overloads your short-term memory and does not work.





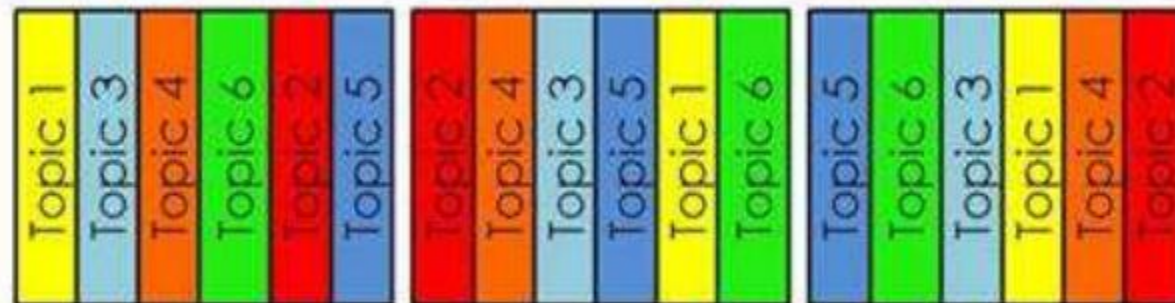
# REVISION STRATEGIES

## 3. Interleaving


**By mixing up or 'interleaving' what you revise and when, you will remember that material far more effectively simply due to the fact that you will have to revisit that material multiple times with more gaps in between.**

- Creating revision timetables that incorporate all your different subjects is a great idea


### Blocking vs interleaving



*Here is an example of what an interleaved timetable should look like. It seems counterintuitive but the results are immense.*



M	T	W	T	F
ENGLISH	GEOGRAPHY	MATHS	SCIENCE	FRENCH
ENGLISH	GEOGRAPHY	MATHS	SCIENCE	FRENCH
ENGLISH	GEOGRAPHY	MATHS	SCIENCE	FRENCH



M	T	W	T	F
ENGLISH	GEOGRAPHY	MATHS	SCIENCE	FRENCH
MATHS	FRENCH	SCIENCE	GEOGRAPHY	ENGLISH
SCIENCE	ENGLISH	FRENCH	MATHS	GEOGRAPHY

**By mixing up or 'interleaving' what you revise and when, you will remember that material far more effectively simply due to the fact that you will have to revisit that material multiple times with more gaps in between.**

# REVISION STRATEGIES

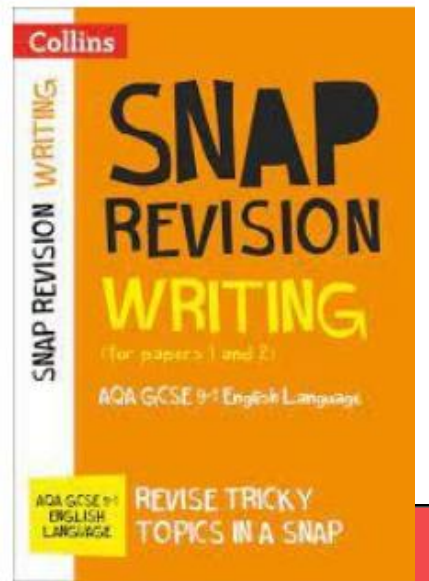
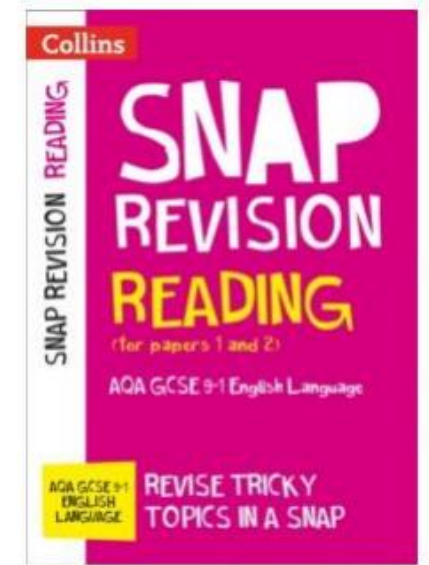
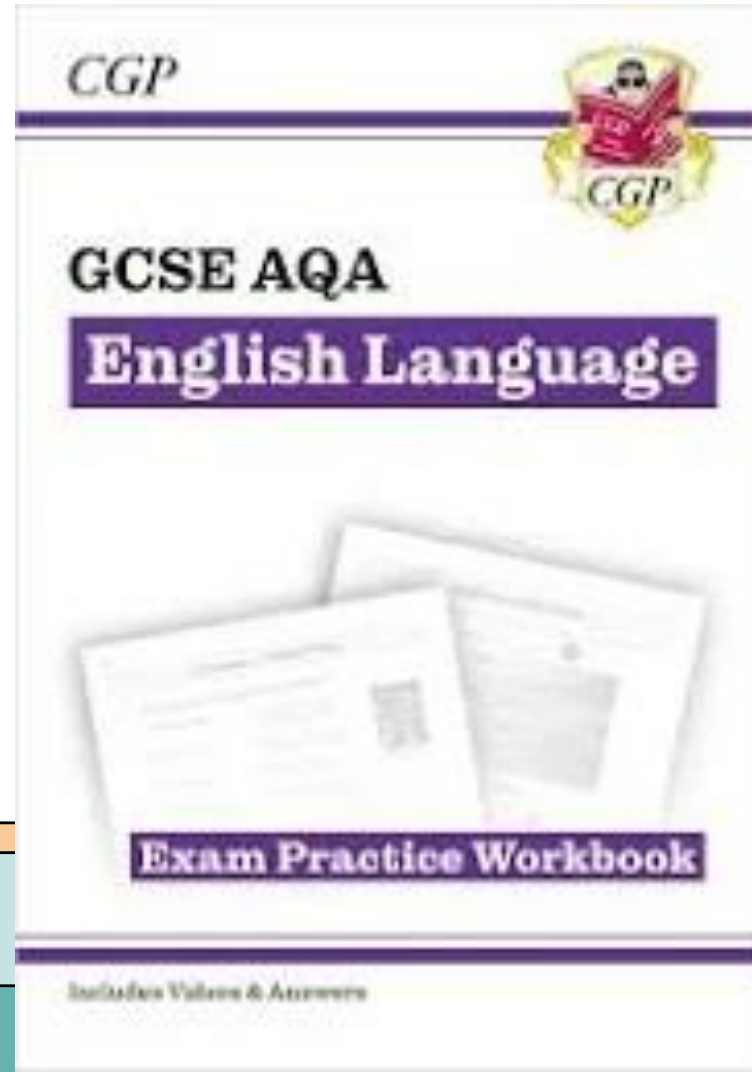
## 4. Practice Questions

- Past papers - Completing past papers in timed conditions is vital. Students should aim to complete 1 per week in the coming weeks towards the exam.

[AQA | Find past papers and mark schemes](#)

[AQA GCSE English Language Past Papers - Revision World](#)

- Revision Guide questions



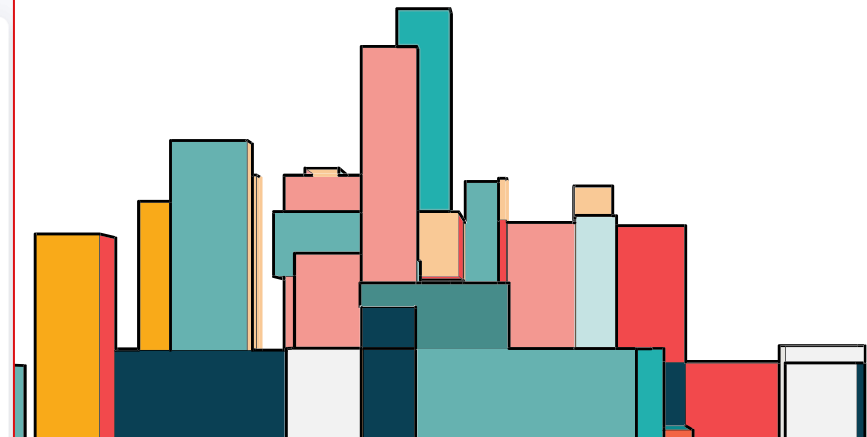
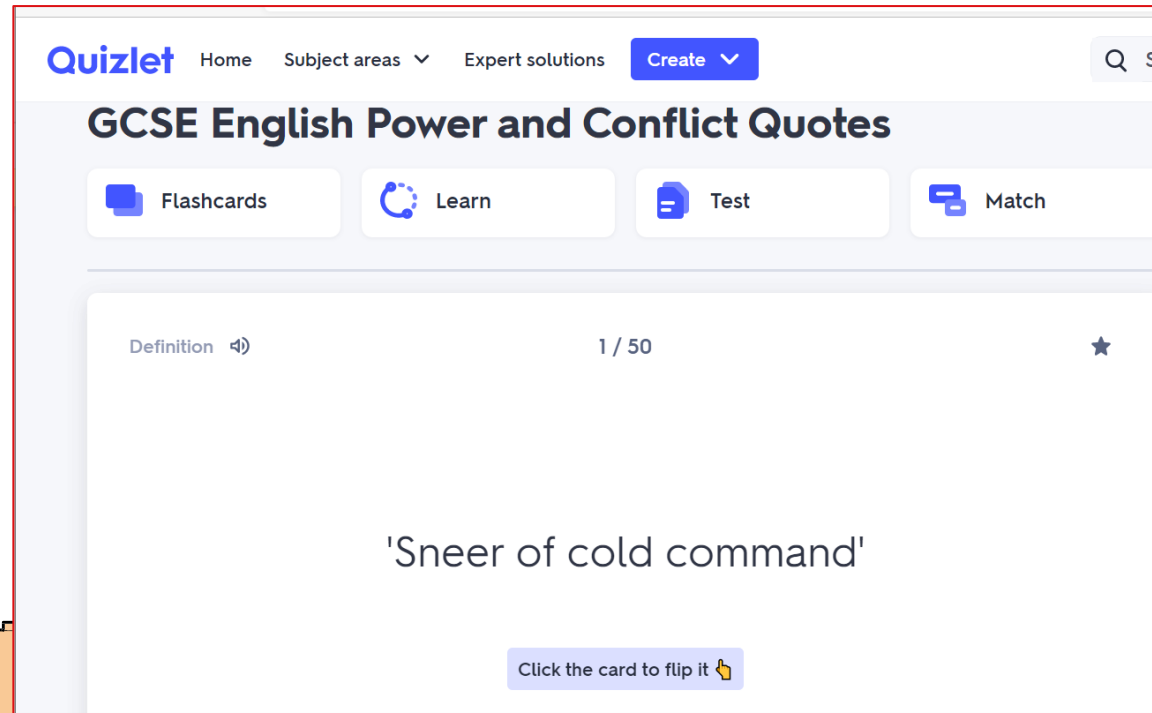
# REVISION STRATEGIES

## 5. Low-stakes quizzing

- With friends/family
- Websites e.g. Check and Challenge on GCSE Pod
- Revision guides



Massolit


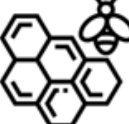


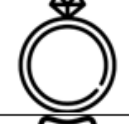





# REVISION STRATEGIES

## 6. Dual-coding/pictograms

- Good for visual learners
- Creative/imaginative way to revise and learn
- Can be used on flashcards



	<i>"But these girls aren't cheap labour - they're people".</i>
	<i>"As if we were all mixed up like bees in a hive"</i>
	<i>"The Titanic...unsinkable, absolutely unsinkable"</i>
	<i>"Hard-headed practical man of business"</i>
	<i>"Is it the one you wanted me to have?"</i>
	<i>"He creates at once an impression of massiveness, solidity and purposefulness"</i>
	<i>"alone, friendless, almost penniless, desperate"</i>
	<i>"Public men, Mr Birling, have responsibilities as well as privileges"</i>



# REVISION STRATEGIES

## 7. Pomodoro Technique

- 25 minute bursts – your brain struggles to focus longer than this.



### How to beat procrastination

#### The Pomodoro Technique

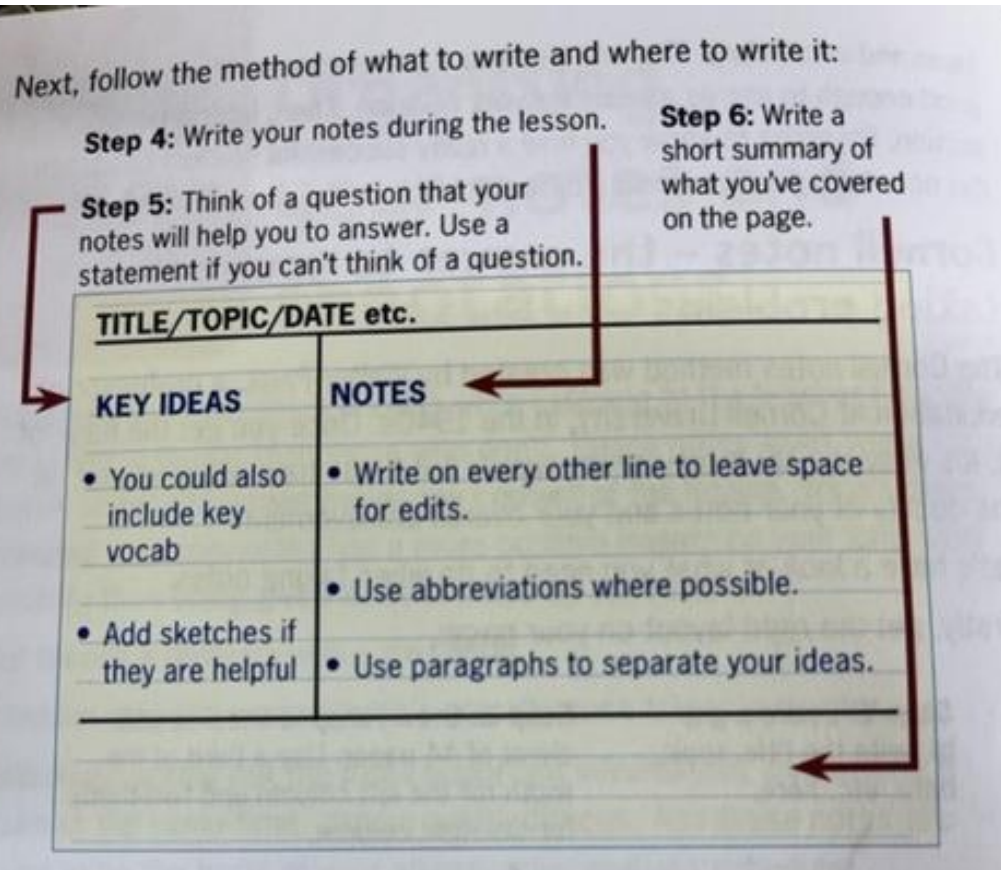


# REVISION STRATEGIES

## 8. Cornell Notes

How to use Cornell notes

Open your book to the relevant page of ideas and read through it.



Cover the note section with another sheet of paper so that you can only see the questions column

Practise reading the questions, and either saying or writing out the notes that answer that question.

Don't worry about memorising exactly what you wrote in the notes section, just hold onto the key information and ideas.

# 1 LAST RECOMMENDED BOOK...

Collins

You can't revise  
for GCSE English!

**YES**

**YOU**

**CAN**

and Mark Roberts  
**shows you how**



# TOP TIPS

Little and often

Work with others

Revisit topics

Learn from mistakes and move on

1

Start as early as you can

Cramming at the last minute is stressful and has limited success.



2

Make a plan



Work out how much time you have and how long you can spend on each subject.

3

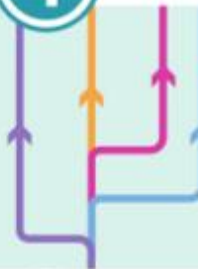
Create a suitable space

Find a quiet spot away from distractions and keep your things all in one place.



4

Use methods best for you



Choose the most appropriate revision methods and try to use a mixture for best results.

5

Take regular breaks



It is possible to work too hard! Your brain needs a rest to help it process information.

6

Revise with a friend

Talking through what you've learned can help information stick.



7

Use past papers

These are a great way of getting used to the exam format and testing what you've learned.



8

Eat healthily



Certain foods boost your brainpower and will make you remember more.